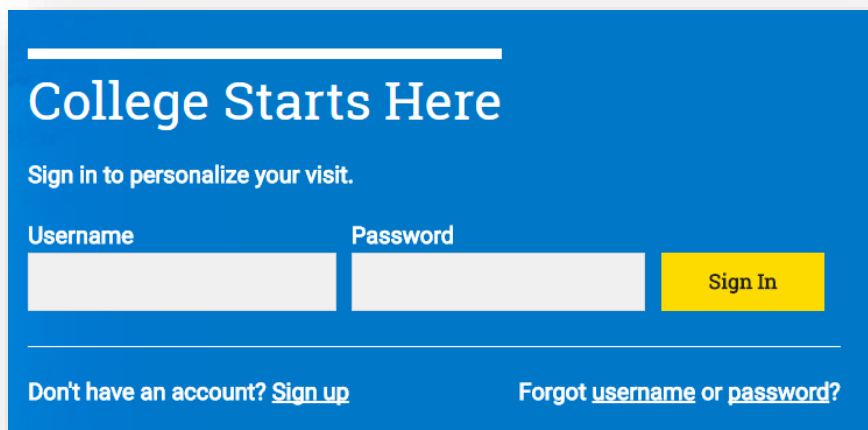


What happens when a student is missing test scores from his/her account and needs to enter an access code?

1. The student needs to log in to their College Board Account:



College Starts Here

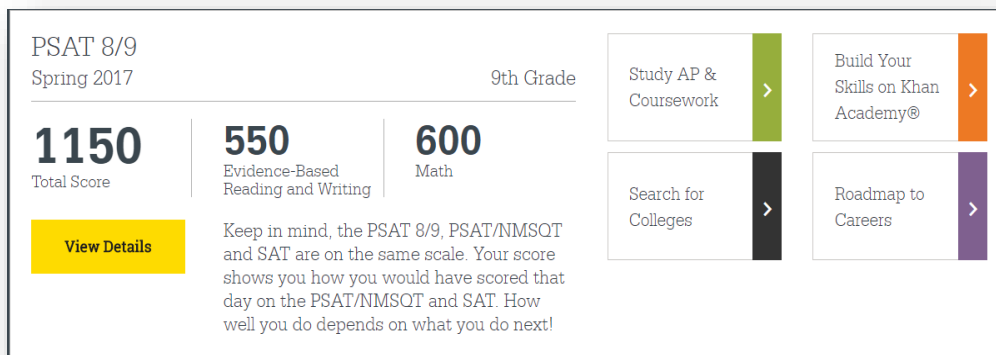
Sign in to personalize your visit.

Username Password

Sign In

Don't have an account? [Sign up](#) [Forgot username or password?](#)

2. The first thing you will see are PSAT or SAT scores from tests already taken.



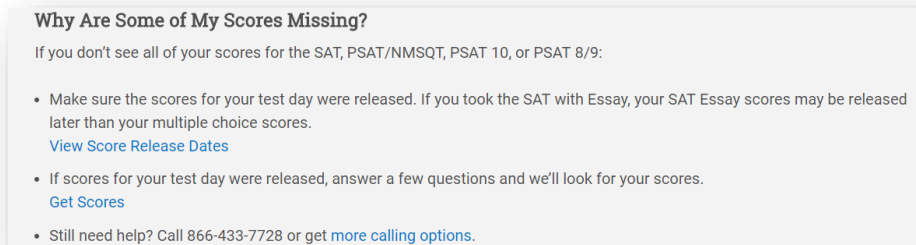
PSAT 8/9
Spring 2017 9th Grade

1150 Total Score View Details	550 Evidence-Based Reading and Writing	600 Math
------------------------------------------------------------	-----------------------------------------------------	--------------------

Keep in mind, the PSAT 8/9, PSAT/NMSQT and SAT are on the same scale. Your score shows you how you would have scored that day on the PSAT/NMSQT and SAT. How well you do depends on what you do next!

- Study AP & Coursework >
- Build Your Skills on Khan Academy® >
- Search for Colleges >
- Roadmap to Careers >

3. When you scroll down, the student will see a prompt asking if he/she is missing any scores:



Why Are Some of My Scores Missing?

If you don't see all of your scores for the SAT, PSAT/NMSQT, PSAT 10, or PSAT 8/9:

- Make sure the scores for your test day were released. If you took the SAT with Essay, your SAT Essay scores may be released later than your multiple choice scores.
[View Score Release Dates](#)
- If scores for your test day were released, answer a few questions and we'll look for your scores.
[Get Scores](#)
- Still need help? Call 866-433-7728 or get [more calling options](#).

4. When the student clicks on the “Get scores” button, s/he will be asked to review account data.

The screenshot shows the 'Get Your Scores | Matching Tool' page on the CollegeBoard website. The page header includes the CollegeBoard logo and navigation links for SAT, AP, College Planning, College Search, Store, and More. The main heading is 'Get Your Scores | Matching Tool'. Below the heading, there is a message: 'Verify that your College Board account information is correct. If it's not correct, make the necessary updates.' The account information is displayed in a list format:

- First (Given) Name: Justin
- Middle Initial: K
- Last Name (surname): Meyer
- Sex: Male
- Date of Birth: 11/13/1997
- Email Address: 4mvoyniqvau3jyvwf9xfittxkwq247@dqzxi.com
- High School Graduation Date: 05/2018
- Your School: PINELLAS PARK CHRISTIAN ACADEMY
- Address Line 1: 4513 3rd Street Circle West
- Address Line 2:
- City: PINELLAS PARK
- State: Florida
- ZIP Code: 33761

At the bottom of the form, there are three buttons: 'Update', 'Back', and 'Get My Scores'.

5. (NOT SHOWN) If the student clicks on 'update' most of the fields will be editable. Editing the name will require a call to Customer Service (information bubble will prompt them to call).
6. Once all fields are reviewed/updated, student clicks “get my scores” and will be prompted to indicate which test they are missing and to enter the access code.

The screenshot shows the 'Get Your Scores | Matching Tool' page on the CollegeBoard website. The page header includes the CollegeBoard logo and navigation links for SAT, AP, College Planning, College Search, Store, and More. The main heading is 'Get Your Scores | Matching Tool'. Below the heading, there is a message: 'Please supply information about the test that you want a score for. It's best to supply information about the test you're looking for. If you don't have this information, you can try using your student ID.' Below this message, there is a section titled 'Required = *' with two radio button options: 'I can supply my test information.' (selected) and 'I can supply my student ID.' Below the radio buttons, there are three dropdown menus:

- Select A Test: * (PSAT/NMSQT)
- Select an Admin year: * (2015)
- PSAT Access Code: * (empty text box)

At the bottom of the form, there are two buttons: 'Get My Scores' and 'Back'.

Note: When students take the SAT, they will be entering their registration number, not an access code.

7. The student's test scores appear on their dashboard.

PSAT 8/9
Spring 2017 9th Grade

<p>1150 Total Score</p> <p style="background-color: yellow; padding: 2px; text-align: center;">View Details</p>	<p>550 Evidence-Based Reading and Writing</p>	<p>600 Math</p>
----------------------------------------------------------------------------------------------------------------------------	--------------------------------------------------------------	----------------------------

Keep in mind, the PSAT 8/9, PSAT/NMSQT and SAT are on the same scale. Your score shows you how you would have scored that day on the PSAT/NMSQT and SAT. How well you do depends on what you do next!

Study AP & Coursework >

Search for Colleges >

Build Your Skills on Khan Academy® >

Roadmap to Careers >

Your Other Scores

PSAT 8/9
Spring 2016 8th Grade

1020

Total Score

<p>530 Evidence- Based Reading and Writing</p>	<p>490 Math</p>
-----------------------------------------------------------------------	----------------------------

View Details